

Directions for Collaborators on a SSHRC Insight Grant Fall 2019

Collaborator Eligibility:

Collaborators

Any individual who makes a significant contribution to the project is eligible to be a [collaborator](#). Collaborators do not need to be affiliated with an eligible Canadian postsecondary institution.

Collaborator Funding:

Insight Grant funds **cannot** be used for research costs of collaborators. Insight Grants can fund travel for dissemination purposes, i.e. conference travel.

Inviting a Collaborators to your application:

NOTE! Especially for International Collaborators, send the invitation, and ensure a response, at least one (1) week prior to the sponsor deadline, as last minute problems over different time zones often occur.

This help sheet covers the following sections which are required for all collaborators applying for an Insight Grant with SSHRC:

STEP 1: Registering for the SSHRC web-based forms

STEP 2: Accepting invitation(s) in the SSHRC web-based forms

STEP 3: Completing collaborator "Information" section

Invitations for a SSHRC Insight Grant are sent by email to each individual with a unique authorization code that will be required to accept the invitation. Every Collaborator receives the following email:

You have been invited to participate on an application to be submitted to the Social Sciences and Humanities Research Council (SSHRC) - Insight Grant.

Role: Collaborator

Application Deadline: 2016-10-15 20:00:00.0

Applicant: Professor X

Authorization Number: A580612492AC3D53 (not case sensitive)

To accept the invitation, follow these steps:

1. Register/Logon to SSHRC's on-line system (https://webapps.nserc.ca/SSHRC/logon_e.htm)
2. On the "My Portfolio" screen, select "Accepted Invitations" from the drop-down menu and click "Accept an invitation".
3. Copy and paste the Authorization Number shown above and click "Accept".
4. A SSHRC CV is NOT required for collaborators.

5. Follow the instructions to complete the form.
6. Return to the "My Portfolio" screen, click on the Verify button for the Accept Invitation form and correct the data until the Verification Report indicates successful verification.
7. The status for that Accept Invitation form will change to "Verified".

NOTE: We recommend that you complete, verify and submit your Accept Invitation form as soon as possible. Please take into consideration the application deadline and the time required to fulfill the acceptance requirements. If you do not confirm your participation on this proposal, you will be removed from the application.

For additional information, contact Professor X at mailto: professorx@uwo.ca.

Therefore, all "collaborators" must complete the following steps:

- 1) Click "accept invitation" from the drop down menu in your portfolio;
- 2) Enter the authorization code from the email you received;
- 3) You will then be routed to a screen where you can only see "application" and "information" sections (please refer to the screen shots in STEP #3)
- 4) After filling in the information section – ensure that you **verify the application from the main portfolio screen** – this ensures that your invitation will be accepted.

Please Note: if you do not "verify" from the main portfolio screen, then the main applicant cannot "submit" their application in the web-based forms.

STEP 1: Registering for the SSHRC web-based forms

(Please note: if you already have an account on the SSHRC web-based forms, you can skip STEP 1 and move on to STEP 2: Accepting invitation(s) in the SSHRC web-based forms)

1. Go to the following url: https://webapps.nserc.ca/SSHRC/faces/logon.jsp?lang=en_CA
2. Find the "New Users" paragraph and click on "register"



Web-based Forms: Registration and Logon

You can create, edit and save a SSHRC on-line CV, application and Final Research Report using an Internet browser. Presently, we support the following browser versions: Firefox 3.0 to 5.0 or Internet Explorer 7 or 8.

NEW! For users of Internet Explorer (IE) 9: Websites that were designed for earlier versions of Windows Internet Explorer will not display or function correctly in IE9. Follow the Compatibility View instructions to correct the display/function issues.
Browser Tabs/Multiple Browsers Unsupported: Our system does not support browsing simultaneously with multiple browsers or multiple tabs. Doing so will result in loss of data.
Browser Back Button Unsupported: You should avoid using your browser's back button. Use our Web site navigation instead.

New users

Complete the registration information to register with SSHRC's on-line system.

[Click here](#) to receive your missing account activation E-mail.

Registered users

Enter your primary E-mail address and password to access your portfolio. If you forget your password, do not re-register. Instead, go to the [Forgot your password?](#) page.

60 minutes after your last interaction with our system (e.g., Save, Preview, etc.), your session will be terminated and you will have to log on again. We recommend you save your work every 10-15 minutes.

3. Enter Registration Information required to make an account for the SSHRC web-based forms (make sure you use an email that the principal applicant and SSHRC can send correspondence to). If you have a spam filter the automated email(s) from the system could be caught and you will need to check your junk folder(s).

New User Registration

To register with SSHRC, complete the registration information below. Then click on "Save". It is important to remember your password and to keep it in a secure location because you will need it every time you log on to the SSHRC on-line system. **If you forget your password, do not re-register. Instead, click on the link "Forgot your password?" located on the Logon screen.**

The information you provide in your on-line Curriculum Vitae (CV) or application will be stored on a secure server and protected in accordance with federal laws and policies. It will be password protected and accessible only to you. This information will be used for the purposes of reviewing applications and administering awards.

Your registration information will be kept on file indefinitely provided that you use the SSHRC on-line system. Should you discontinue the use of this system, your information will remain valid for six years from the time of your last interaction with the system. Once the six-year period has elapsed, your registration information will be deleted.

REGISTRATION INFORMATION

Family name (30 chars)

Given name (30 chars)

Initials Do not include initials from given or family names.

Title Required for correspondence purposes.

Correspondence language Language selected will be used by SSHRC for all correspondence.

IMPORTANT: Enter a valid E-mail address. It will be used for E-mail notifications and correspondence with SSHRC.

Primary E-mail (100 chars)

Password (6-10 chars)

Password confirmation Must be identical to the password above.

- Your account will be created and you will be required to verify it from your email. **Please note:** automated emails may be caught by spam filter(s); so please check your junk folder(s).



Your account has been created but there's one last step...

To complete the registration process and activate your account, you must follow the instructions contained in the automated E-mail. Until then, you will not be able to access your account.

This E-mail should reach your mailbox within a few minutes. In rare cases it can take up to 24 hours possibly due to maintenance on our servers. If you never receive the E-mail, search through your "junk mail" and "bulk mail" folders for our "Account Activation" E-mail, as it could have been moved there by your spam filters. If your E-mail is never found, contact the Helpdesk by telephone: 613-995-4273 or by E-mail: webgrant@sshrc-crsh.gc.ca

- Once you have verified your account – you will be able to log in on the SSHRC web-based forms: https://webapps.nserc.ca/SSHRC/faces/logon.jsp?lang=en_CA. You will also have to agree to the privacy act the first time you login

www.sshrc-crsh.gc.ca

Français		Contact Us	Help	Search	Canada Site
					Exit

Security/Privacy Act Statement

SECURITY INFORMATION

Users of the Web-based Forms: Registration and Logon will no longer be required to periodically change their passwords. However, for their own protection, users are encouraged to change their passwords regularly. Keep your passwords safe and confidential; do not divulge them to anyone. SSHRC will not be held liable to any loss of your data should you neglect to protect your password.

System administrators monitor SSHRC's electronic application system to protect it from unauthorized use and to ensure that it is functioning properly. Those who access the system without authorization, or who misuse their authority to access private information without just cause, are liable to legal pursuit.

The information you provide in your on-line Curriculum Vitae (CV) or application will be saved in an encrypted format, stored on a secure server and protected in accordance with federal laws and policies. The personal information you provide in your CV will be deleted once six years have passed

[I agree and wish to continue](#)

[I disagree and do not wish to continue](#)

Version 5.2.0



[Important notices](#)

STEP 2: Accepting invitation(s) in the SSHRC web-based forms

1. Once you have registered in the system you will be required to “Accept an invitation” from your portfolio screen.

List of accepted invitations +

Select one of the following forms from the drop-down menu: applications, accepted invitations, final research reports.

Accepted Invitations ▾ **Accept an Invitation** ← **Click here**

Important: If you have updated your SSHRC web CV after having accepted an invitation, you must click on the "Refresh CV" button. Once an application is submitted, any updates made to your CV will not be reflected in the CVs presented for adjudication.

2. The next screen will prompt you to enter the authorization code which was sent in the invitation email from the SSHRC web-based forms:



Social Sciences and Humanities
Research Council of Canada



Conseil de recherches en
sciences humaines du Canada



Canada



Social Sciences and Humanities Research Council
www.sshrc-crsh.gc.ca

Français	Contact Us	Help	Search	Canada Site
	Portfolio			Exit

Accept an Invitation

Invitations to participate on an application are received by e-mail. To accept an invitation, follow these steps:

1. Copy and paste the Authorization Number from the e-mail in the field below and click on "Accept". Read "New - Consent to Disclosure of Personal Information" and click on "I agree and wish to continue". This will create your Accept an Invitation form.
2. Complete the form.
3. To ensure that your form is complete and correct, return to your Portfolio and click the Verify button of your Accept an Invitation form.
4. Correct the data until the Verification Report indicates successful verification.

If you are a co-applicant or a collaborator, a copy of your CV will be attached to the invitation form. If you modify your CV after accepting the invitation, click on "Refresh CV" on the Portfolio screen to attach the updated version.

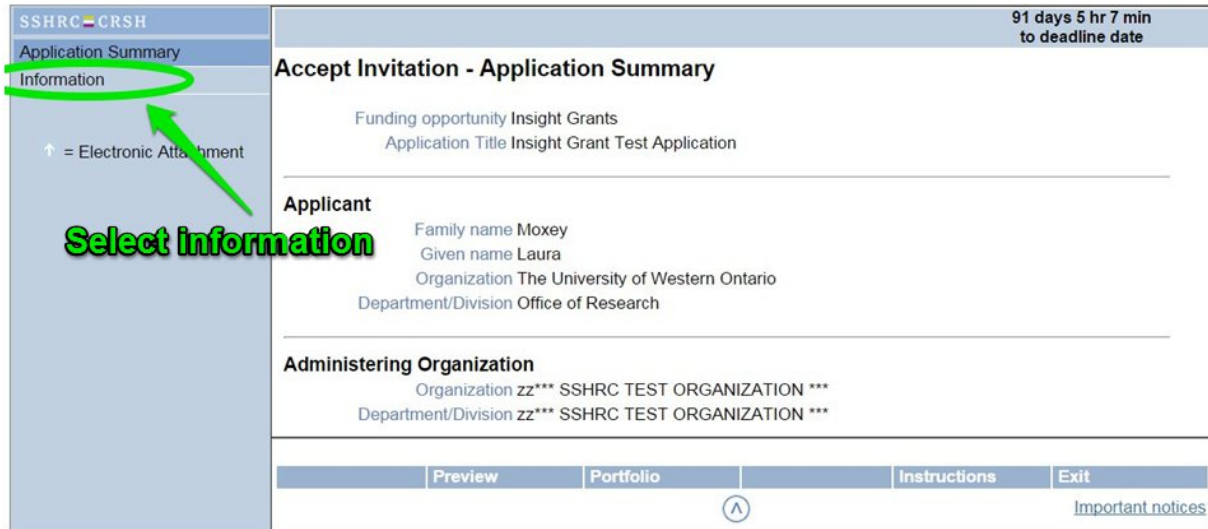
Authorization Number

Received by email from SSHRC

- Once the code is entered, the system will automatically route the user to the application summary and “information” section.

STEP 3: Completing collaborator “Information” section (*NEW)

- Select “Information” in the left side bar



SSHRC CRSH

Application Summary
Information

↑ = Electronic Attachment

Select information

91 days 5 hr 7 min to deadline date

Accept Invitation - Application Summary

Funding opportunity Insight Grants
Application Title Insight Grant Test Application

Applicant

Family name Moxey
Given name Laura
Organization The University of Western Ontario
Department/Division Office of Research

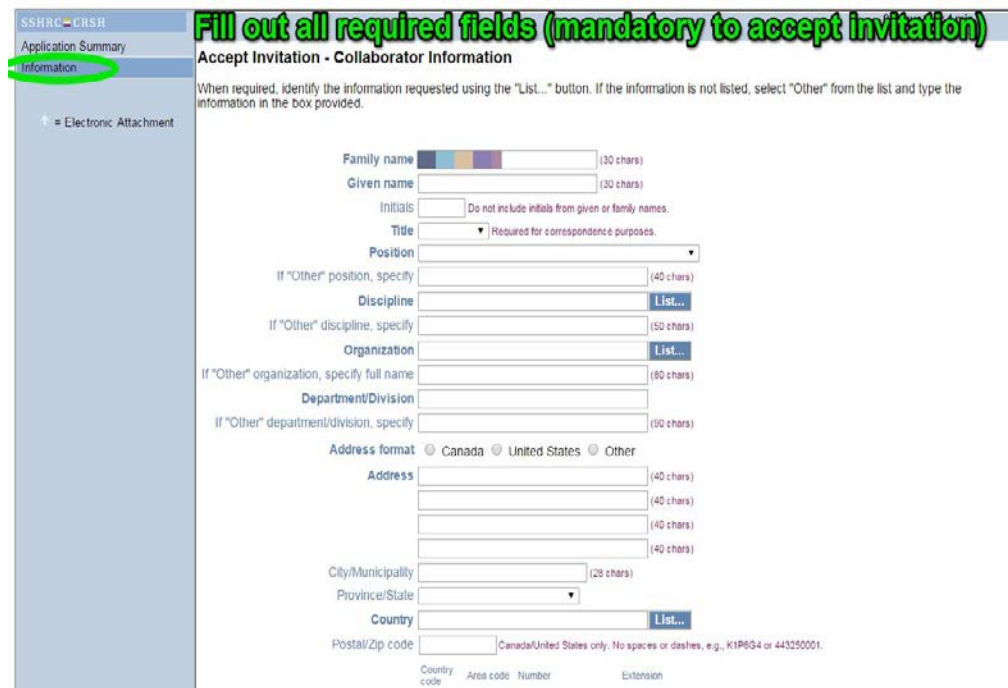
Administering Organization

Organization zz*** SSHRC TEST ORGANIZATION ***
Department/Division zz*** SSHRC TEST ORGANIZATION ***

Preview Portfolio Instructions Exit

[Important notices](#)

- All Collaborators are required to fill out the “information” section in the SSHRC Insight Grant



SSHRC CRSH

Application Summary
Information

↑ = Electronic Attachment

Fill out all required fields (mandatory to accept invitation)

Accept Invitation - Collaborator Information

When required, identify the information requested using the “List...” button. If the information is not listed, select “Other” from the list and type the information in the box provided.

Family name (30 chars)

Given name (30 chars)

Initials Do not include initials from given or family names.

Title Required for correspondence purposes.

Position

If “Other” position, specify (40 chars)

Discipline [List...](#)

If “Other” discipline, specify (50 chars)

Organization [List...](#)

If “Other” organization, specify full name (80 chars)

Department/Division

If “Other” department/division, specify (50 chars)

Address format Canada United States Other

Address (40 chars)

(40 chars)

(40 chars)

(40 chars)

City/Municipality (20 chars)

Province/State

Country [List...](#)

Postal/Zip code Canada/United States only. No spaces or dashes, e.g., K1P6G4 or 443350001.

Country code Area code Number Extension

- Once the information section is complete – you will be required to “verify” the page. You can find the “verify” button at the bottom right of the screen.

Discipline	Health Economics	List...
If "Other" discipline, specify	<input type="text"/>	(50 chars)
Organization	Royal Melbourne Institute of Technology University	List...
If "Other" organization, specify full name	<input type="text"/>	(80 chars)
Department/Division	Centre for Applied Social Research (CASR)	
If "Other" department/division, specify	<input type="text"/>	(90 chars)
Address format	<input type="radio"/> Canada <input type="radio"/> United States <input checked="" type="radio"/> Other	
Address	123 Monash Cres.	(40 chars)
	<input type="text"/>	(40 chars)
	<input type="text"/>	(40 chars)
	<input type="text"/>	(40 chars)
City/Municipality	<input type="text"/>	(28 chars)
Province/State	<input type="text"/>	
Country	AUSTRALIA	List...
Postal/Zip code	<input type="text"/>	Canada/United States only. No spaces or dashes, e.g., K1P6G4 or 443250001.
	Country code	Area code
Phone	61	123
		456-7891
		<input type="text"/>
E-mail	<input type="text"/>	@gmail.com (100 chars)
Web address	<input type="text"/>	(100 chars)

Select

Save	Preview	Portfolio	Verify Page	Instructions	Exit
------	---------	-----------	-------------	--------------	------

[Important notices](#)

- The system will prompt the user to return to the “portfolio” screen in order to verify the invitation.

Social Sciences and Humanities Research Council
www.sshrc-crsh.gc.ca

Français	Contact Us	Help	Search	Canada Site
Save	Portfolio	Verify Page	Instructions	Exit

Verification Report - Module Close X

Passed verification, all business rules and mandatory fields are completed. However, you must also click on the "Verify" button on the Portfolio before your form can be considered verified.

When required, identify the information requested using the "List..." button. If the information is not listed, select "Other" from the list and type the information in the box provided.

91 days 4 hr 57 min to deadline date

- Select “Portfolio” from the top menu row in order to verify the entire invitation



Français	Contact Us	Help	Search	Canada Site
Save	Portfolio	Verify Page	Instructions	Exit

Select to verify invitation

SSHRC - CRSH
Application Summary
Information

Accept Invitation - Collaborator 91 days 4 hr 53 min to deadline date

Accept Invitation - Collaborator Information

When required, identify the information requested using the "List..." button. If the information is not listed, select "Other" from the list and type the information in the box provided.

Family name: Ackbar, Admiral (30 chars)

Given name: Gial (30 chars)

Initials: Do not include initials from given or family names.

Title: Professor (Required for correspondence purposes.)

Position: Associate Professor

↑ = Electronic Attachment


- You will be required to select "verify" next to the PDF link for the invitation in order to complete the final step of "verifying" the invitation.

List of accepted invitations


Select one of the following forms from the drop-down menu: applications, accepted invitations, final research reports.

Accepted Invitations ▾ [Accept an Invitation](#)

Important: If you have updated your SSHRC web CV after having accepted an invitation, you must click on the "Refresh CV" button. Once an application is submitted, any updates made to your CV will not be reflected in the CVs presented for adjudication.


Form	Action
Accept Invitation - Collaborator Insight Grant Test Application Status: In Progress End Date (ET): N/A Updated: 2015/07/16 - 15:01:32	Preview  Verify Delete

My Account Messages Exit

Version 5.4.5  [Important notices](#)

Final step to accept invite

- The status of the invitation will change from "in progress" to "verified". Once "verified" appears in the status then the invitation is complete and the main applicant will be able to submit their application.

List of accepted invitations +	
Select one of the following forms from the drop-down menu: applications, accepted invitations, final research reports.	
Accepted Invitations ▾	Accept an Invitation
Important: If you have updated your SSHRC web CV after having accepted an invitation, you must click on the "Refresh CV" button. Once an application is submitted, any updates made to your CV will not be reflected in the CVs presented for adjudication.	
Form	Action
Accept Invitation - Collaborator Insight Grant Test Application	
Status: Verified	
End Date (ET): N/A Updated: 2015/07/16 - 15:09:18	Preview  Delete

Status changes to "verified"